

Modular Cooking Range Line thermaline 85 - Full Module Gas Fry Top with Mixed Plate, 1 Side with Backsplash

ITEM # _____

MODEL # _____

NAME # _____

SIS # _____

AIA # _____



588541
 (MBHOBBOPO) Gas Fry Top with smooth and ribbed chrome
 Plate, one-side operated with backsplash

Short Form Specification

Item No. _____

Unit constructed according to DIN 18860_2 with 20 mm drop nose top. Internal frame for heavy duty sturdiness in stainless steel. 2 mm top in 1.4301 (AISI 304). Flat surface construction, easily cleanable. THERMODUL connection system enables seamless worktop when units are connected and avoids soil penetrating. Smooth/ribbed chromium-plated mild steel cooking surface with non-stick finishing for optimal grilling. Stainless steel high splash guards on the rear and sides. Features safety thermostat, thermostatic control and led indication of pilot flame. Electrical ignition powered by battery with thermocouple for added safety. Large drain hole enables draining of cooking juices into a large collector. Overheat protection switches off the supply in case of overheating. Metal knobs with embedded hygienic silicon "soft" grip enable easier handling and cleaning. IPX4 water resistant certification.

Configuration: One side operated top with backsplash. The base needs to be supplied by the factory. Please include appropriate base.

Main Features

- Choice of one or two heating zones. An indicator lamp shows operating state of each zone.
- Large drain hole on cooking surface permits the draining of residual cooking juices into a large collector placed under the cooking surface.
- Overheat protection: a temperature sensor switches off the supply in case of overheating.
- Stainless steel high splash guards on the rear and sides of cooking surface.
- Units have separate controls for each half module of the cooking surface.
- All major components may be easily accessed from the front.
- THERMODUL connection system creates a seamless work top when units are connected to each other thus avoiding soil penetrating vital components and facilitating the removal of units in case of replacement or service.
- Metal knobs with embedded hygienic "soft-touch" grip for easier handling and cleaning. The special design of the controls prevents infiltration of liquids or soil into vital components.
- Safety thermostat and thermostatic control.
- Electrical ignition powered by battery with thermocouple for added safety.
- Led indication of pilot flame

Construction

- 2 mm top in 1.4301 (AISI 304).
- Flat surface construction with minimal hidden areas to easily clean all surfaces
- Internal frame for heavy duty sturdiness in 1.4301 (AISI 304).
- Cooking surface in chromium-plated mild steel with non-stick finishing for optimum grilling results.
- Unit constructed according to DIN 18860_2 with 20 mm drop nose top.
- IPX4 water protection.
- Cooking surface 2/3 smooth and 1/3 ribbed.

APPROVAL: _____

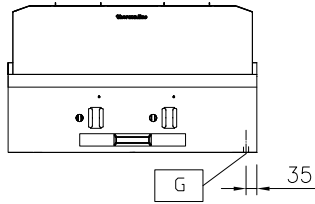
Optional Accessories

- | | | |
|--|------------|--------------------------|
| • Connecting rail kit for appliances with backsplash, 850mm | PNC 912498 | <input type="checkbox"/> |
| • Portioning shelf, 800mm width | PNC 912526 | <input type="checkbox"/> |
| • Portioning shelf, 800mm width | PNC 912556 | <input type="checkbox"/> |
| • Folding shelf, 300x850mm | PNC 912579 | <input type="checkbox"/> |
| • Folding shelf, 400x850mm | PNC 912580 | <input type="checkbox"/> |
| • Fixed side shelf, 200x850mm | PNC 912586 | <input type="checkbox"/> |
| • Fixed side shelf, 300x850mm | PNC 912587 | <input type="checkbox"/> |
| • Fixed side shelf, 400x850mm | PNC 912588 | <input type="checkbox"/> |
| • Back panel, 800x700mm, for units with backsplash | PNC 913013 | <input type="checkbox"/> |
| • Endrail kit, flush-fitting, with backsplash, left | PNC 913115 | <input type="checkbox"/> |
| • Endrail kit, flush-fitting, with backsplash, right | PNC 913116 | <input type="checkbox"/> |
| • Scraper for smooth plates | PNC 913119 | <input type="checkbox"/> |
| • Scraper for ribbed plates | PNC 913120 | <input type="checkbox"/> |
| • Endrail kit (12.5mm) for thermaline 85 units with backsplash, left | PNC 913206 | <input type="checkbox"/> |
| • Endrail kit (12.5mm) for thermaline 85 units with backsplash, right | PNC 913207 | <input type="checkbox"/> |
| • U-clamping rail for back-to-back installations with backsplash (to be ordered as S-code) | PNC 913226 | <input type="checkbox"/> |
| • Insert profile, d=850mm | PNC 913231 | <input type="checkbox"/> |
| • Stainless steel side panel (12,5mm), 850x400mm, left side, wall mounted | PNC 913632 | <input type="checkbox"/> |
| • Stainless steel side panel (12,5mm), 850x400mm, right side, wall mounted | PNC 913633 | <input type="checkbox"/> |
| • Stainless steel side panel (12,5mm), 850x400mm, flush-fitting, left side, wall mounted | PNC 913634 | <input type="checkbox"/> |
| • Stainless steel side panel (12,5mm), 850x400mm, flush-fitting, right side, wall mounted | PNC 913635 | <input type="checkbox"/> |
| • Wall mounting kit top - TL85/90 - Factory Fitted | PNC 913652 | <input type="checkbox"/> |

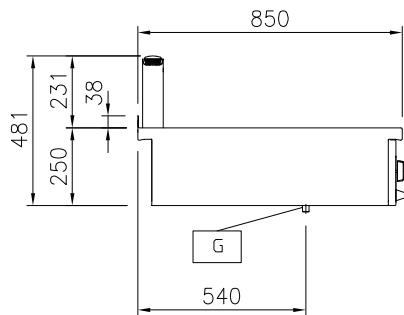
Recommended Detergents

- | | | |
|--|------------|--------------------------|
| • C41 HI-TEMP RAPID DEGREASER, 1 pack of six 1 lt. bottles (trigger incl.) | PNC 0S2292 | <input type="checkbox"/> |
|--|------------|--------------------------|

Front

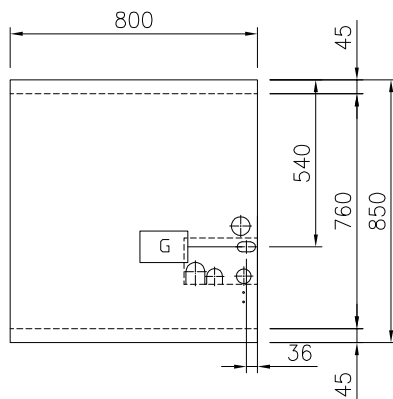


Side



EQ = Equipotential screw
G = Gas connection

Top



Gas

Gas Power:	20 kW
Gas Type Option:	
Gas Inlet:	1/2"

Key Information:

Cooking Surface Depth:	615 mm
Cooking Surface Width:	700 mm
Working Temperature MIN:	110 °C
Working Temperature MAX:	270 °C
External dimensions, Width:	800 mm
External dimensions, Depth:	850 mm
External dimensions, Height:	250 mm
Net weight:	120 kg
Configuration:	One-Side Operated; Top
Cooking surface type:	half ribbed/ half smooth
Cooking surface - material:	Chromium Plated mild steel mirror